


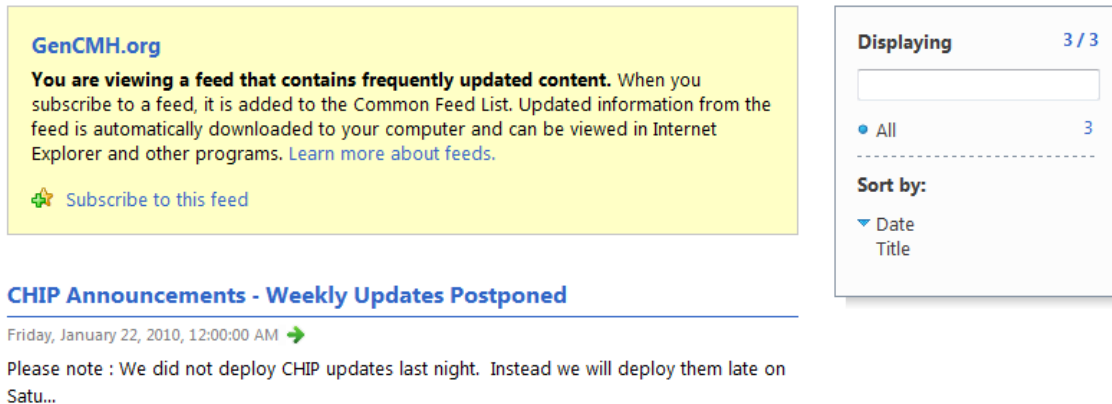
Subscribe to an RSS (Really Simple Syndication) feed.

Subscribing to this feed will ensure you are always notified when an update is posted to the website.


Go to the website:

At the bottom of the module you should see an icon like this:  Click on it.

A page similar to the one below will be displayed. (If it does not, make sure you allow pop-ups from the website)



The screenshot shows a web page with a yellow box on the left containing the following text:

GenCMH.org
You are viewing a feed that contains frequently updated content. When you subscribe to a feed, it is added to the Common Feed List. Updated information from the feed is automatically downloaded to your computer and can be viewed in Internet Explorer and other programs. [Learn more about feeds.](#)
 [Subscribe to this feed](#)

On the right, there is a sidebar with the following content:

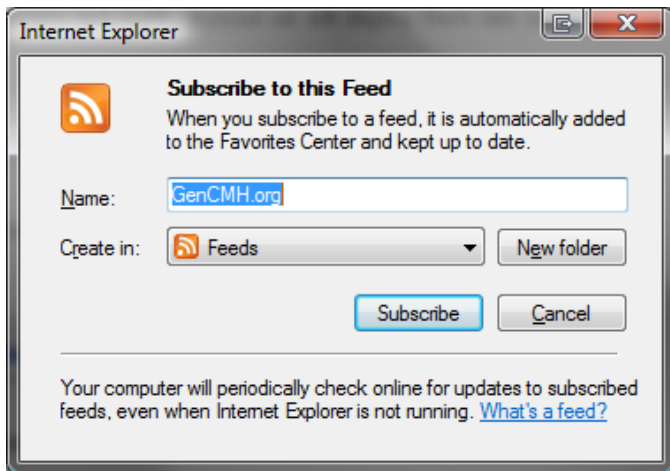
Displaying 3 / 3

• All 3

Sort by:
▼ Date
Title

Below the sidebar, the main content area shows a blue header: **CHIP Announcements - Weekly Updates Postponed**. Below the header is a timestamp: Friday, January 22, 2010, 12:00:00 AM →. The main text reads: Please note : We did not deploy CHIP updates last night. Instead we will deploy them late on Satu...

Click on the *Subscribe to this feed* link. You will see a window pop up like the one below:



Click on *Subscribe*.

It will set up the RSS feed in your default RSS feed reader. (If you use Microsoft Outlook as your default RSS feed reader, Internet Explorer will automatically add it there. See image below)

